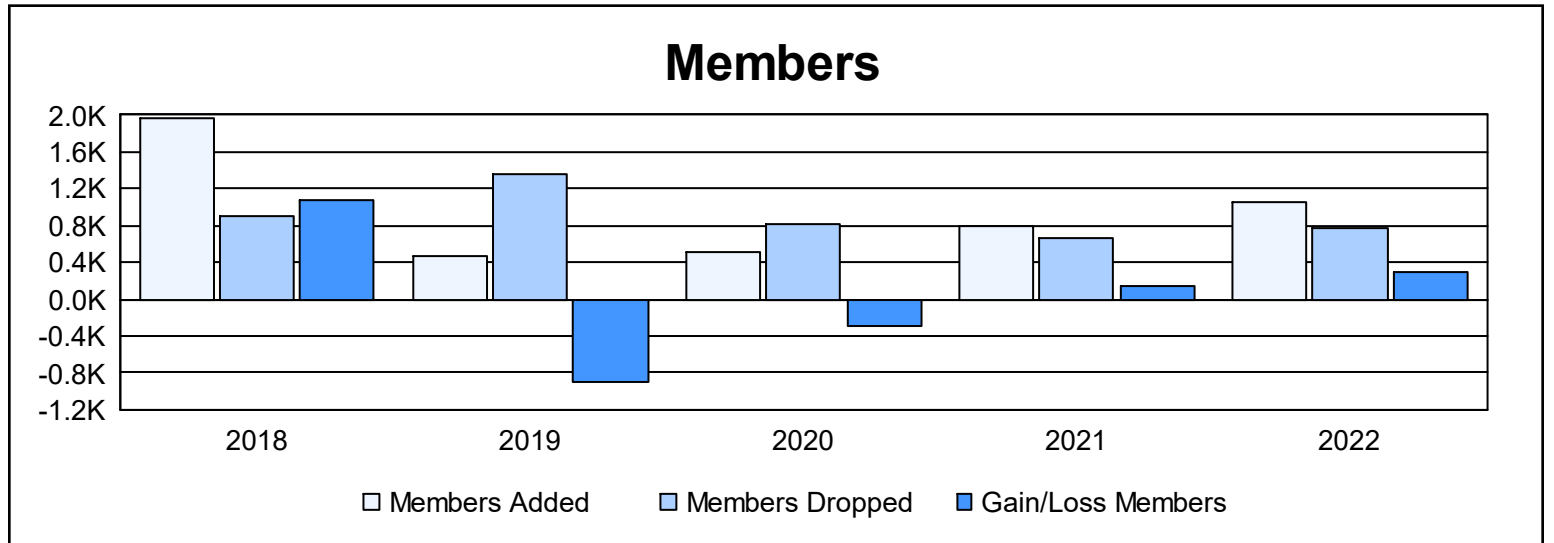
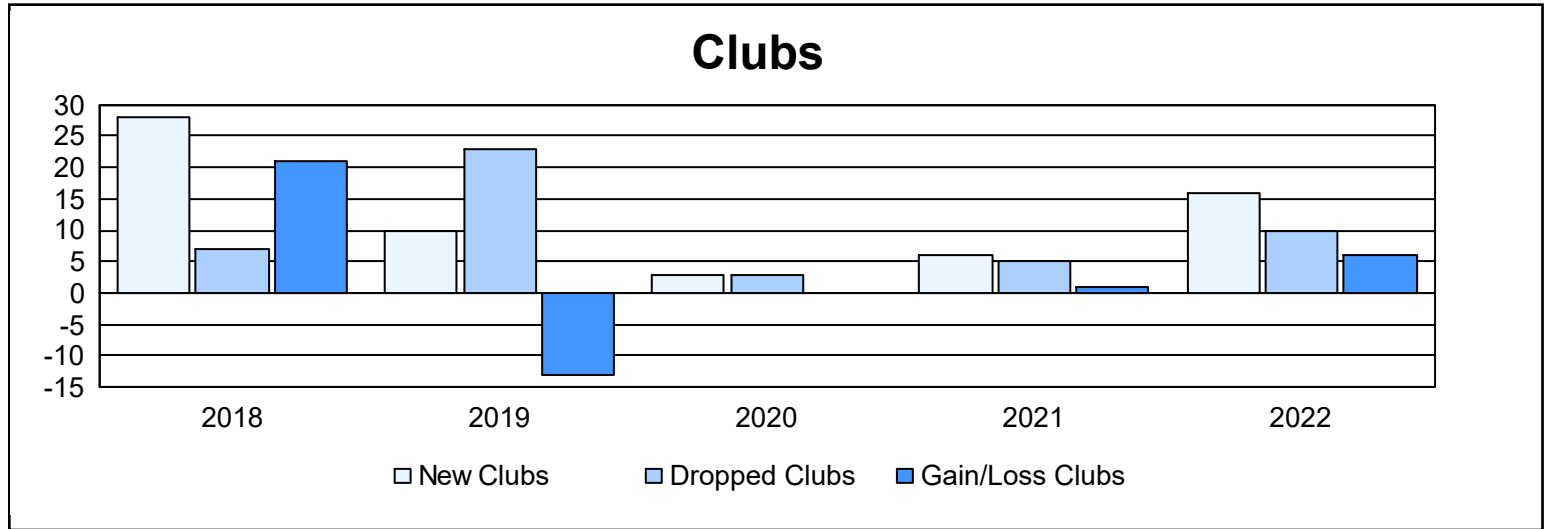
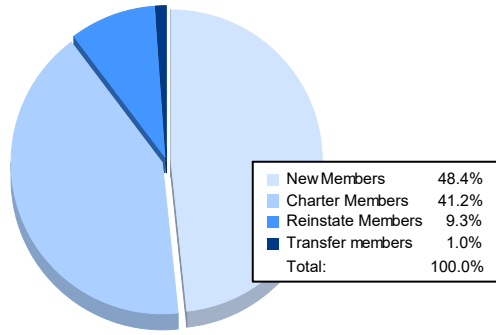


Year	New Clubs	Dropped Clubs	Gain/ Loss Clubs	New Members	Charter Members	Reinstate Members	Transfer Members	Total Member Added	Total Members Dropped	Gain/ Loss Members
2017-2018	28	7	21	1,067	700	188	16	1,971	892	1,079
2018-2019	10	23	-13	153	277	24	8	462	1,356	-894
2019-2020	3	3	0	225	150	45	90	510	811	-301
2020-2021	6	5	1	433	225	103	34	795	654	141
2021-2022	16	10	6	511	435	98	11	1,055	762	293
<b>Average</b>	<b>13</b>	<b>10</b>	<b>3</b>	<b>478</b>	<b>357</b>	<b>92</b>	<b>32</b>	<b>959</b>	<b>895</b>	<b>64</b>



### Membership Composition June 2022 Cumulative



### Gender Composition June 2022 Cumulative

